

• FLUSH TIMBER ALTERNATIVE •

# TIMELESS


WINDOW & DOOR COLLECTION

*Vision*

Home Improvements



The newly unveiled Timeless flush sash window is reminiscent of early 19<sup>th</sup> century timber windows and is ideal for heritage homes, particularly in conservation areas where authentic looks are all-important.



# WELCOME

Timeless is the most authentic, high-performing and stylish timber-alternative window and door range currently available in the UK. Designed in Britain, with an understanding of the importance of the heritage requirements of traditional British homes, without compromising on modern security and thermal efficiency standards.

As the name suggests, the Timeless Range will enhance any property, from the oldest character cottage to an architectural new build design. Part of the appeal is the choice of styles, allowing you to select classic looks or contemporary styling to enhance the appearance of a country cottage, traditional townhouse, or provide an upmarket finish to a modern extension or new build property.

Innovative technology gives the Timeless Range the edge over most other uPVC windows. The traditional flush sash styling, combined with an authentic timber effect finish and a stunning range of colours culminate in a range of windows fit to compliment any British home. With thermal performance far exceeding that of timber windows, you will enjoy the look and feel of a classic traditional product whilst enjoying the benefits of modern insulating, structural, and security technology.

We hope this brochure gives you plenty of inspiration for your next home improvement project and if you would like any more information please don't hesitate to give your registered Timeless Installer a call.



## CONTENTS

Timeless Flush Timber Alternative	Page 4
Energy Efficiency	Page 5
Features and Benefits	Page 7-9
Timeless Flush Detail	Page 10-11
Timeless French Windows	Page 13
Safety and Security	Page 14
Timeless Colour Collection	Page 15
Window Style Options	Page 17
Timeless Hardware	Page 18-19





• FLUSH TIMBER ALTERNATIVE •  
**TIMELESS**  
WINDOW & DOOR COLLECTION

# PREMIUM FLUSH SASH TIMBER ALTERNATIVE

## **However traditional this window may look, it offers deceptively modern performance**

Your home will be a haven of warmth and quiet, thanks to the thermal and acoustic insulation of the Timeless Flush Sash. It has a five-chamber internal construction for increased energy efficiency.

### **Premium Flush Sash Timber Alternative**

The Timeless Flush Sash system is crafted from modern, weatherproof uPVC, which unlike traditional timber windows, will never need sanding or repainting and will never rot, split or swell. These low-maintenance windows will keep your home looking its best for years to come, with no more work than an occasional wipe with a damp cloth.





# TIMELESS OUTSTANDING THERMAL EFFICIENCY

### Super Efficient

Compared with aluminium or wood, uPVC windows are low maintenance, have better insulation values and are able to reduce energy and heating costs.



### Superior Acoustic Performance

Glazing options to maximise energy efficiency and/or acoustic performance.



**A**

### A Rated

Timeless Flush Sash delivers energy efficient A rated frames.

**1.3**

### Save on Energy Bills

Indicative U value achieved using a 28mm double glazed unit delivering high energy efficiency and big savings on energy bills.



### Safe and Secure

For total peace of mind, our Timeless Flush Sash comes with multi-point locking as standard.



### Weather Resistance

Timeless Flush Sash delivers outstanding weather resistance and performance.



FEATURES & BENEFITS





# TIMELESS FEATURES AND BENEFITS



However traditional this window may look, it offers deceptively modern performance. Your home will be a haven of warmth and quiet, thanks to the thermal and acoustic insulation of the Timeless Flush Sash. It has a five-chamber internal construction for increased energy efficiency.



- ✓ Sleek slimline frames
- ✓ Standard and hidden mullion options
- ✓ Choose Classic Mitre Welded Joint or traditional Timber Style Joint
- ✓ Innovative smooth corner weld for contemporary yet timber-like visuals
- ✓ Exquisite Georgian bar option
- ✓ Unique night vent facility
- ✓ Traditional ironmongery options
- ✓ High security handles and locks for consumer peace of mind

- ✓ Sealed unit for increased energy efficiency
- ✓ Enhanced security PAS 24 Approved\*
- ✓ Double or triple glazing available
- ✓ Low maintenance uPVC frames
- ✓ Available in a wide range of hand-picked Timeless woodgrain finishes

\*PAS24 is optional, please talk to your installer.





BESPOKE  
ARCHED TRIM

MULTIPOINT  
LOCKING

SUPERB  
ENERGY  
RATINGS

A  
RATED



• FLUSH TIMBER ALTERNATIVE •

# TIMELESS

WINDOW & DOOR COLLECTION


SINGLE  
GEORGIAN  
BAR OPTION

SEAMLESS  
AND SMOOTH  
WELDED  
JOINTS

FLUSH  
EXTERNAL  
CONTOURS







**Choose the joint option that suits your property**

Classic Mitre Welded joints give a contemporary modern twist to this heritage style, or opt for the traditional Timber Style Joint.



Classic  
Mitre  
Welded  
Joint



Timber  
Style  
Joint





## PREMIUM FLUSH SASH TIMBER ALTERNATIVE

The Timeless Flush Sash system is crafted from modern, weatherproof uPVC, which unlike traditional timber windows, will never need sanding or repainting and will never rot, split or swell. These low-maintenance windows will keep your home looking its best for years to come, with no more work than an occasional wipe with a damp cloth.

## TIMELESS

The Timeless Flush Sash is the latest innovation to come from one of the UK's leading uPVC systems suppliers.

Unlike chamfered and sculptured styles which are designed to add contour and detail to your windows, the Timeless Flush Sash sits flush within the frame and offers traditional, understated elegance.

Timeless Flush Sash can be specified in bespoke sizes to suit the windows of your home, whether it's a tall townhouse or a quaint and cosy cottage.





SHAPED & FRENCH WINDOWS






# TIMELESS SHAPED & FRENCH WINDOWS

Our stunning Shaped and French Windows allow you to bring the outside in

A mullion is the centre post which sits between two sashes.

### KEY FEATURES

- Traditional mullion option with mullion in centre between 2 sashes
- Mullion is attached to one sash and opens out with the sash
- Mullion visible from the outside when windows are closed





# SAFETY AND SECURITY


Your windows shouldn't just look the part, they should provide the highest standards of security to keep your family, home and belongings safe.

With the Timeless Flush Sash, you don't have to choose between style and security.

**Thanks to the system's clever design, it seamlessly combines timeless elegance with a range of robust security features.**

Every window offers multipoint locking and features industry-leading hardware in the form of stylish key-locking handles. The multi-chamber construction of the window frames ensures impressive structural strength.









Timeless windows have Secure by Design accreditation; a police approved initiative aimed at improving the standards in home security. It also meets or exceeds all British Standards and holds relevant accreditations for all aspects of security and weatherproofing.



# TIMELESS COLOUR COLLECTION

## Heritage Colour Collection

Woodgrain outside, White Grain inside










							
WHITE GRAIN / WHITE GRAIN INSIDE	ANTHRACITE SMOOTH / WHITE GRAIN INSIDE	AGATE GREY / WHITE GRAIN INSIDE	PEBBLE GREY / WHITE GRAIN INSIDE	ANTHRACITE GREY GRAINED / WHITE GRAIN INSIDE	IRISH OAK / WHITE GRAIN INSIDE	BLACK / WHITE GRAIN INSIDE	CREAM / WHITE GRAIN INSIDE

## Standard Colours

Woodgrain outside, White Smooth inside

						
WHITE SMOOTH / WHITE SMOOTH INSIDE	ROSEWOOD / WHITE SMOOTH INSIDE	GOLDEN OAK / WHITE SMOOTH INSIDE	ANTHRACITE GREY GRAINED / WHITE SMOOTH INSIDE	BASALT / WHITE SMOOTH INSIDE	SPECTRAL GREY / WHITE SMOOTH INSIDE	BLACK / WHITE SMOOTH INSIDE
						
CREAM / WHITE SMOOTH INSIDE	ANTHRACITE SMOOTH / WHITE SMOOTH INSIDE	SLATE GREY / WHITE SMOOTH INSIDE	AGATE GREY / WHITE SMOOTH INSIDE	PEBBLE GREY / WHITE SMOOTH INSIDE	SILVER GREY / WHITE SMOOTH INSIDE	CHARTWELL GREEN / WHITE SMOOTH INSIDE


## Colour both sides

				
ROSEWOOD	GOLDEN OAK	IRISH OAK	AGATE GREY	
				
ANTHRACITE SMOOTH	BLACK	CREAM	SPECTRAL GREY	ANTHRACITE GREY GRAINED

### OTHER RAL COLOURS AVAILABLE ON REQUEST

Due to possible variations in the printing process, please refer to physical colour swatches for an accurate representation of the above colours.

FULL SUITE OF  
TIMELESS TRIMS  
AVAILABLE





BLACK & WHITE

## CHOOSE A TIMELESS CLASSIC FROM THE BLACK & WHITE COLLECTION

The classic black and white colour combination compliments 1930s architecture and characterful cottages as well as being a popular choice in traditional townhouses and apartments. The iconic black outer frame and flush white inner sash provides authentic styling to update traditional properties, whilst the white internal styling compliments most interior colour schemes.





## TIMELESS WINDOW STYLE OPTIONS

### Leaded and Georgian

The design of your Timeless windows and doors have a big impact on the overall appearance of your home.

Whatever the age of your property, the original windows and doors were designed to harmonise with it. So it's important to consider what will look right for the building when you replace them. The right design and look can preserve or enhance the value of your home.



Square Leaded



Single Georgian Bars



Georgian Bars in Fanlight



Authentic Georgian Bars

\*This image is for illustration purposes only. For further details on Georgian or Astragal Bar options please ask your Installer.

### Sightlines

Good window design extends to the symmetry of window sightlines. Equal sightlines add balance and harmony - creating the perfect stylish finish.



Equal Sightlines



Unequal Sightlines

# TIMELESS HARDWARE

You can personalise your beautifully-designed Timeless Flush Sash windows with a choice of Timeless details. Choose our decorative monkey tail or pear drop handles with ornamental peg stays to give the feel of a genuine traditional timber window.

## PEAR DROP HANDLE

Unique cranked design provides good clearance between the handle and the window.

A unique, traditionally designed teardrop handle that fits perfectly with the Timeless Window and Door Collection. The Pear drop handle grip has been ergonomically designed to fit perfectly in the palm of your hand.




Pewter  
Patina



Satin  
Chrome



Polished  
Chrome



Matt  
Black



Antique  
Bronze



Matching traditional peg stays are available to create a perfectly matching Timeless window. Available in matching colours as above.



These optional finishing features will give your home's interior as much historic style and authenticity as its exterior.

Speak to a member of our friendly team to discuss the many options available for your home. This stunning range combines traditional styling with contemporary functionality.

## MONKEY TAIL HANDLE


Elegant design inspired by 19th century ironmongery.

Manufactured from die-cast zinc with a specially formulated finish, it is suitable for all our Timeless styles, most rooms and most interior schemes, you just need to choose the best colour option for you.



Matching traditional peg stays are available to create a perfectly matching Timeless window. Available in matching colours as above.

Scan QR code for  
more information



 [enquiries@visioncw.co.uk](mailto:enquiries@visioncw.co.uk)

 0151 259 1700

 [visioncw.co.uk](http://visioncw.co.uk)

 154 East Prescott Road, Knotty Ash, Liverpool, Merseyside, L14 5ND